


RIM



RIM is not just a customised product with an innovative design, but also a working tool for the lighting designers and engineers. It combines the aesthetic with the latest LED technological standards and meets the various needs of the customers in a bespoke way: it allows them to “think big” offering totally unexpected results even to large scale projects.

Technical Features

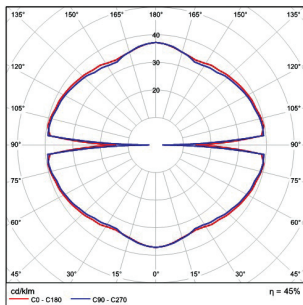
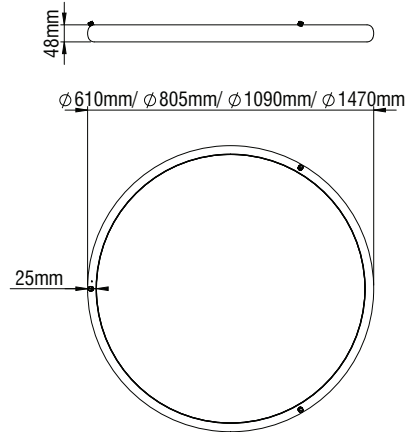
- Aluminium body, painted electrostatically in selected colour.
- High efficient polycarbonate satin cover.
- Direct / Indirect illumination.
- Pure light without IR/UV radiation.
- Operation life: 50,000 hours with efficiency > 80% of the initial luminous flux (L80B10).
- Connection for operation on 230V/50Hz.

Upon Request

- At special shapes and dimensions.

RIM

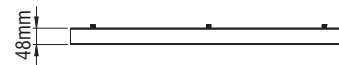
RIM MEDIUM IN



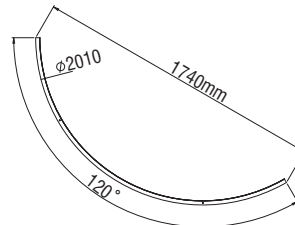
- Aluminium body, painted electrostatically in selected colour.
- High efficient polycarbonate satin cover.
- With transparent cable 2x0,75mm² 2,5m up to 80W and 4x0,75mm² 2,5m for more than 80W.
- Rosette, driver 24V DC and suspensions not included.
- CRI: min. 80 / SDCM: 3
- Luminous Efficacy:
140Lm/W at 4000 K
133Lm/W at 3000 K

Code	Description
8207010	Rim Medium 1 In 30W 24V DC
8207012	Rim Medium 2 In 40W 24V DC
8207014	Rim Medium 3 In 55W 24V DC
8207016	Rim Medium 4 In 70W 24V DC
8207020	Rim Medium 1 In2 60W 24V DC
8207022	Rim Medium 2 In2 80W 24V DC
8207024	Rim Medium 3 In2 105W 24V DC
8207026	Rim Medium 4 In2 140W 24V DC

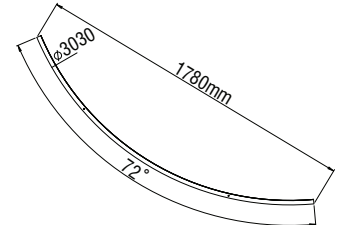
RIM MEDIUM PART



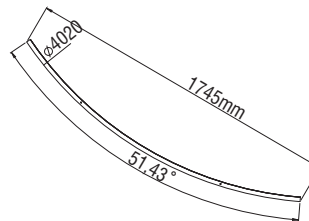
PART 5 IN



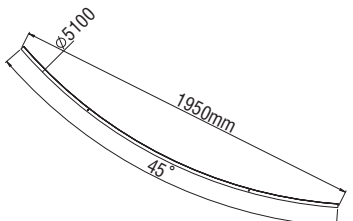
PART 6 IN



PART 7 IN



PART 8 IN



Code	Description
8207110	Rim Medium 5 Part In 32W 24V DC
8207112	Rim Medium 6 Part In 29W 24V DC
8207114	Rim Medium 7 Part In 27W 24V DC
8207116	Rim Medium 8 Part In 30W 24V DC
8207120	Rim Medium 5 Part In2 63W 24V DC
8207122	Rim Medium 6 Part In2 57W 24V DC
8207124	Rim Medium 7 Part In2 54W 24V DC
8207126	Rim Medium 8 Part In2 60W 24V DC



- Aluminium body, painted electrostatically in selected colour.
- High efficient polycarbonate satin cover.
- With transparent cable 2x0,75mm² 2,5m.
- Rosette, driver 24V DC and suspensions not included.
- CRI: min. 80 / SDCM: 3
- Luminous Efficacy:
140Lm/W at 4000 K
133Lm/W at 3000 K

LED COLOUR CODES:

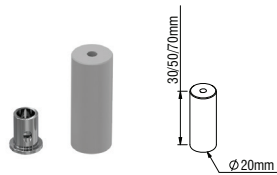
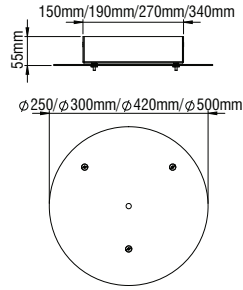


2 Warm 3 Neutral

Colour Codes:

0 Colours 1 White 2 Titan 3 Black

RIM

ACCESSORIES



- For pendant use.
- Body from aluminium profile.
- Driver and suspensions not included.

Code	Description
82050	Rosette 250
82051	Rosette 300
82052	Rosette 420
82053	Rosette 500
900101	Single Suspension Morfi/Rim 1m (3 pieces needed)*
900103	Single Suspension Morfi/Rim 2m (3 pieces needed)*
900104	Single Suspension Morfi/Rim 3m (3 pieces needed)*
900105	Single Suspension Morfi/Rim 4m (3 pieces needed)*
900112	Single Suspension 1m (3 pieces needed)**
900114	Single Suspension 2m (3 pieces needed)**
900116	Single Suspension 3m (3 pieces needed)**
82064	Surface Base Morfi/Rim L30mm (3 pieces needed)***
82065	Surface Base Morfi/Rim L50mm (3 pieces needed)***
82066	Surface Base Morfi/Rim L70mm (3 pieces needed)***

- * For installation at the rossette
- ** For installation at the ceiling
- *** For surface installation of Rim

Code	Description
800099	Driver 50W 24V DC
800098	Driver 100W 24V DC
800058	Driver 150W 24V DC
800088	Driver 320W 24V DC
800018	Driver 60W 24V DC Dimmer Dali / Push Button
800017	Driver 100W 24V DC Dimmer Dali / Push Button
800101	Driver 60W 24V DC Dimmer Phase cut
800102	Driver 100W 24V DC Dimmer Phase cut

POWER SUPPLY



- For pendant use.
- Body from aluminium profile.
- With transparent cable 3x0,75mm² or 5x0,50mm² for dimmer.
- Square or round version.

Colour Codes:

- 0 Colours
- 1 White
- 2 Titan
- 3 Black

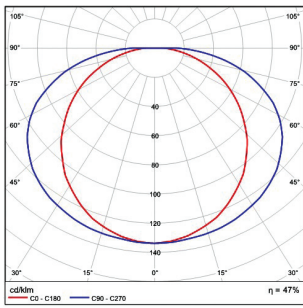
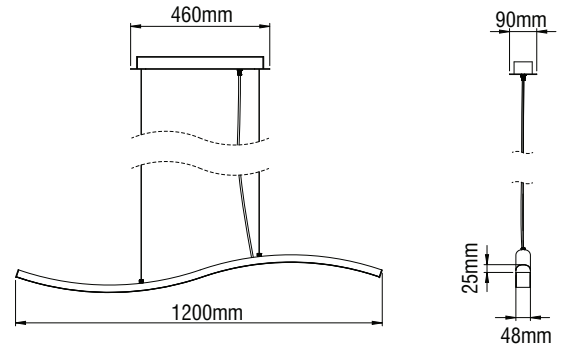
Code	Description	Kg
90042	Power Supply 3x0,75mm ² L 2m Ø80	0,130
90043	Power Supply 3x0,75mm ² L 2m Ø70	0,130
90044	Power Supply 3x0,75mm ² L 2m 80x80	0,210
90045	Power Supply 3x0,75mm ² L 2m 70x70	0,200
90048	Power Supply 5x0,50mm ² L 2m Ø100	0,250
90049	Power Supply 5x0,50mm ² L 2m 100x100	0,300

ROSETTE AND DRIVER SELECTION

DESCRIPTION RIM IN	ELECTRONIC		DIMMER		
	ROSETTE/CODE	DRIVER/CODE	ROSETTE/CODE	DRIVER (Dali/Push Button) /Code	DRIVER (Phase Cut) /Code
Medium 1 In/Out 30W	Ø250/82050x	50W/800099	Ø300/82051x	60W/800018	60W/800101
Medium 2 In/Out 40W	Ø250/82050x	50W/800099	Ø300/82051x	60W/800018	60W/800101
Medium 3 In/Out 55W	Ø250/82050x	100W/800098	Ø300/82051x	60W/800018	60W/800101
Medium 4 In/Out 70W	Ø250/82050x	100W/800098	Ø420/82052x	100W/800017	100W/800102
Medium 1 In2/Out2 60W	Ø250/82050x	100W/800098	Ø300/82051x	60W/800018	60W/800101
Medium 2 In2/Out2 80W	Ø250/82050x	100W/800098	Ø420/82052x	100W/800017	100W/800102
Medium 3 In2/Out2 105W	Ø300/82051x	150W/800058	Ø420/82052x	2x60W/2x800018	2x60W/2x800101
Medium 4 In2/Out2 140W	Ø300/82051x	150W/800058	Ø420/82052x	2x100W/2x800017	2x100W/2x800102
Synthesis of Rim	Ø500/82053x	2x320W/2x800088	Ø500/82053x	3x100W/3x800017	3x100W/3x800102

RIM

RIM WAVE MEDIUM



- Aluminium body, painted electrostatically in selected colour.
- High efficient polycarbonate satin cover.
- With transparent cable 2x0,75mm² 2,5m.
- Rosette, driver 24V DC and suspensions 2m included.
- CRI: min. 80 / SDCM: 3
- Luminous Efficacy:
140Lm/W at 4000 K
133Lm/W at 3000 K

Code	Description
8207310	Rim Medium Linear Wave 18W 24V DC
8207320	Rim Medium Linear Wave2 36W 24V DC
8207410	Rim Medium Linear Wave 18W 24V DC Dimmer (Dali/Push Button)
8207420	Rim Medium Linear Wave2 36W 24V DC Dimmer (Dali/Push Button)
8207450	Rim Medium Linear Wave 18W 24V DC Dimmer (Phase Cut)
8207460	Rim Medium Linear Wave2 36W 24V DC Dimmer (Phase Cut)

LED COLOUR CODES:	Colour Codes:
2 Warm 3 Neutral	0 Colours 1 White 2 Titan 3 Black

SKIALIGHT

