

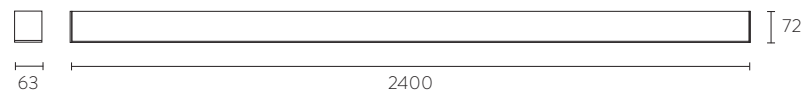
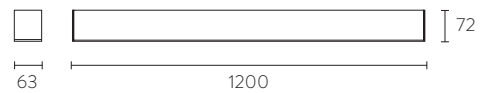


L A N E

**simon**

Lane is a collection of clean geometric shapes. A versatile and timeless design that can take centre stage as part of the space's interior design or can simply be integrated into it subtly. Lane can incorporate different optics depending on the desired effect, providing a variety of visual sensations to define the atmosphere of the space.






L  
A  
N  
E

## HOMOGENEOUS LIGHT

Lane draws homogeneous lines of light that adapt to a wide variety of spaces with minimal visual impact, solving both general lighting needs and bathing vertical surfaces.





## PRODUCT COLLECTION

Available in three lengths and in suspended or ceiling - adjacent versions to adapt to various needs and installation heights. The luminaires, up to 2.5m in length, become beautiful strokes of light that shape the space.



Diffuse - Prismatic



95°

Batwing



105°

Double asymmetric



110°

Asymmetrical



56°

AN OPTIC  
FOR EVERY NEED

Lane is available with multiple optics options that allow you to meet various lighting needs: diffuse, highlight, double highlight and extended optics. In this design, reflectors are combined with high transmittance prismatic diffusers that provide excellent control and system efficiency.



