



S L I M

simon

Slim is the essence of light transformed into a luminaire. Designed to generate an atmosphere of tranquillity and concentration in the workplace. It can be oriented in any direction while always projecting the desired amount of light on the surface.

Josep Llusçà design for Simon






SPACES WORK AND READING

Slim is a collection that subtly integrates into its environment. Its formal elegance and neutral aesthetics make this family ideal for efficiently illuminating work and reading spaces.







VISUAL COMFORT

152

Soft and uniform light blankets over the entire work surface with no glare, thanks to the design of the fins and diffuser. The light block can rotate up to 310° to project light as necessary.

153

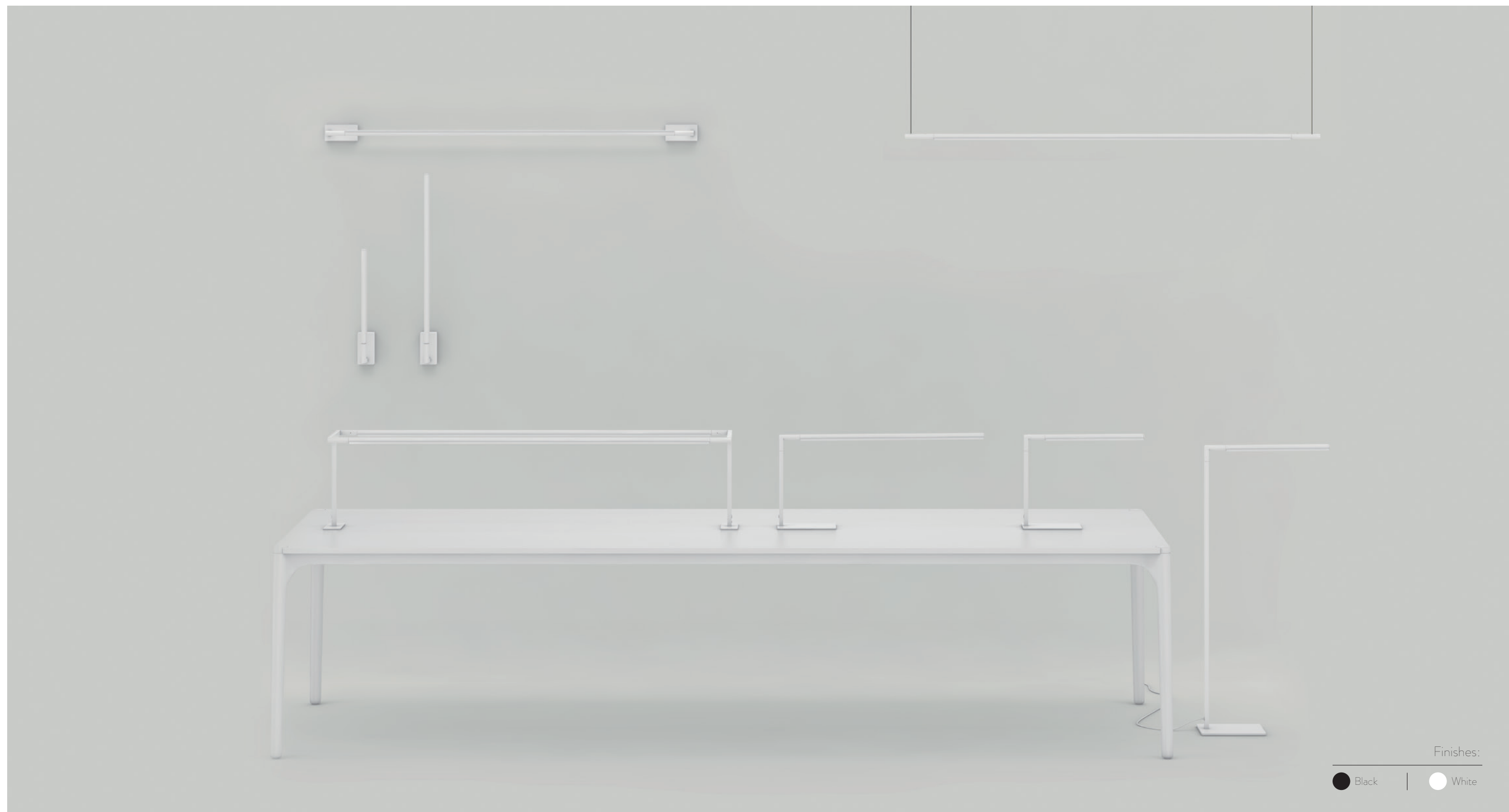
www.skialight.co.uk | 020 3514 4668 | sales@skialight.co.uk

CONTROL
AND LIGHT DIMMING

User - friendly dimming system by means of Touch technology, allowing each user to independently adjust the light intensity according to the task being performed.

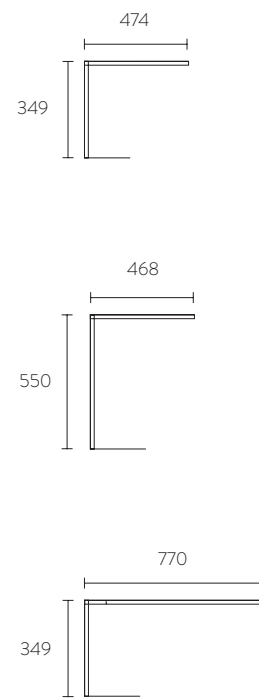
W I L D





PRODUCT COLLECTION

Slim is available in different formats and integrates into various environments thanks to the clean shapes of its minimalist design and its small profile in the space it illuminates. Comfortable and efficient lighting to create optimal conditions of well-being in work areas.

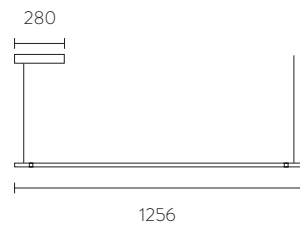


SLIM

SLIM TABLE-TOP

Adjustable luminaire designed to light tables and desks, which provides maximum user light customization, allowing manual adjustment of the light intensity and direction needed in your workspace.



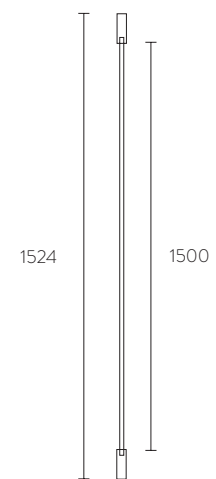
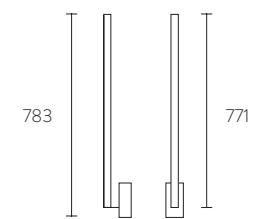
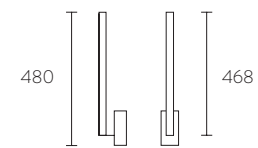


SLIM

SLIM SUSPENDED

Suspended versions that integrate into various environments to cast light from the ceiling onto the work surface, providing adequate light, forming part of the interior design without invading the space.



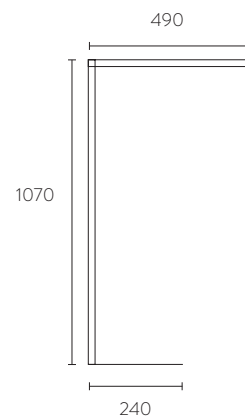


SLIM

SLIM WALL-MOUNTED

Wall-mounted luminaires for vertical and horizontal installation that allow the creation of different effects and the illumination of corridors, transit areas, pictures and objects we want to highlight.





SLIM

FREE-STANDING SLIM

Free-standing luminaire designed to create an environment of focused light.





SLIM

SLIM DUPLO

Compositions using two luminaires for work, reading and study stations. Its symmetric distribution directs the light to the work area. The Touch system allows individual adjustment of the light intensity.

