




Mood transforms vertical surfaces into elements with new architectural depth by integrating the light source into the wall as if it were part of it.

Ricard Vila design for Simon



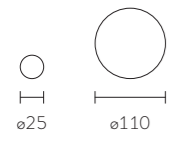
W
O
O
D

LIGHT INSIDE THE WALL

Mood allows part of the wall itself to become light, providing infinite possibilities to interpret this magical moment.







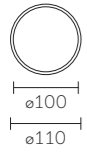
MOOD



207323 - 25/110

The Mood 25 and Mood 110 versions offer subtle diffused lighting, using a translucent cylinder integrated seamlessly into the wall.



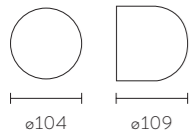


W
O
O
D

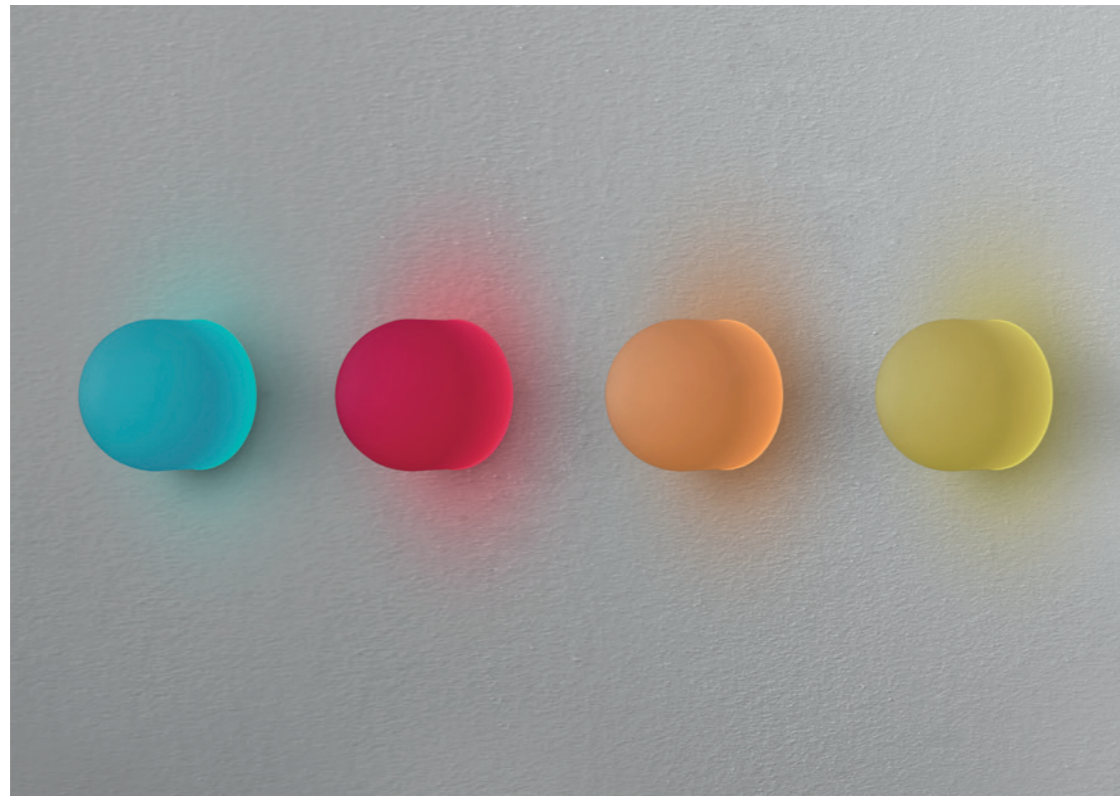
MOOD M1

Mood M1 includes a customisable disk that can be the same colour as the wall, partially covering the luminaire and transforming it into a beautiful circle of light that offers great composition possibilities.



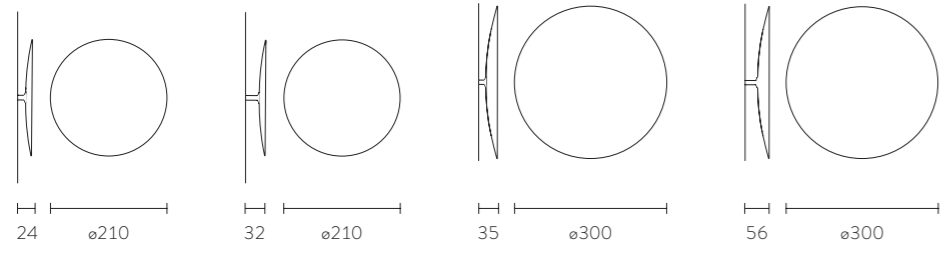


M O O D




MOOD M2


The blown - glass Mood M2 is seamlessly integrated into the lighted portion of the wall, recreating it with new decorative possibilities. RGB versions open up a world of applications, allowing colouration to be adjusted and customized to create the desired atmosphere.



MOOD






MOOD M3



The white visible surface contrasts with the reflective finishes, in chrome, gold, copper or bronze, and the fluorescent versions, in yellow, pink, orange and blue, to create different effects and meet your needs in an inspirational way. Available in two sizes and two wall support lengths to allow overlapping compositions.

MOOD M3





Mood can be combined and grouped to create decorative compositions, different surface lighting effects and even free-form creations, personalising environments according to the desired atmosphere. Tools to support the creativity of people who design with light.




X-Less system. See page 208

W
O
O
D

The new patented X-Less installation system allows the luminaire's seamless integration into the wall, ensuring excellent lighting quality and avoiding any surface imperfections. It's ideal for the most demanding interior design projects.

INTEGRATED
IN SPACE



Mood includes versions that allow the use of dimming and control systems to create environments with dynamic light, using timed sequences to adjust the tone (2200 K-4000 K) to simulate natural light cycles.

Depending on the setting and the desired tone, we can choose between warm or cool lighting.

Available in temperatures of:

-  2200 K
-  3000 K
-  2700 K
-  4000 K
-  2200 -4000 K
-  RGB

